













# COULEURS POUR TEXTILES COLOURS FOR FABRICS - COLORES PARA TELA







SETA SKRIB+

FEUTRES TISSUS - FABRIC MARKERS - ROTULADORES PARA TEJIDOS












## TISSUS CLAIRS LIGHT FABRICS TEJIDOS CLAROS

- 01  **Jaune**  
Yellow  
Amarillo
- 02  **Orange**  
Orange  
Naranja
- 03  **Rouge**  
Red  
Rojo
- 04  **Magenta**  
Magenta  
Magenta
- 05  **Violet**  
Violet  
Violeta
- 06  **Bleu clair**  
Light blue  
Azul claro
- 07  **Bleu**  
Blue  
Azul
- 08  **Vert clair**  
Light green  
Verde claro
- 09  **Vert**  
Green  
Verde
- 10  **Marron**  
Brown  
Marrón
- 11  **Gris**  
Grey  
Gris
- 12  **Noir**  
Black  
Negro




## TISSUS CLAIRS FLUORESCENTS FLUORESCENT LIGHT FABRICS TEJIDOS CLAROS FLUORESCENTE

- 13  **Jaune fluo**  
Fluorescent yellow  
Amarillo fluorescente
- 14  **Orange fluo**  
Fluorescent orange  
Naranja fluorescente
- 15  **Rose fluo**  
Fluorescent pink  
Rosa fluorescente
- 16  **Violet fluo**  
Fluorescent violet  
Violeta fluorescente
- 17  **Bleu fluo**  
Fluorescent blue  
Azul fluorescente
- 18  **Vert fluo**  
Fluorescent green  
Verde fluorescente

## OPAQUE OPAQUE - OPACO

- 21  **Blanc**  
White  
Blanco
- 01  **Jaune**  
Yellow  
Amarillo
- 02  **Orange**  
Orange  
Naranja
- 03  **Rouge**  
Red  
Rojo
- 20  **Rose**  
Pink  
Rosa
- 05  **Violet**  
Violet  
Violeta
- 06  **Bleu clair**  
Bright blue  
Azul claro
- 07  **Bleu foncé**  
Dark blue  
Azul oscuro
- 08  **Vert clair**  
Bright green  
Verde claro
- 09  **Vert foncé**  
Dark green  
Verde oscuro
- 19  **Noir**  
Black  
Negro

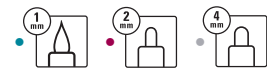
## OPAQUE MÉTAL OPAQUE METAL OPACO METÁLICOS

- 101  **Or métal**  
Metal gold  
Oro metal
- 102  **Argent métal**  
Metal silver  
Plata metal
- 103  **Cuivre métal**  
Metal cooper  
Cobre metal

## LÉGENDE - KEY - LEYENDA

### Formats disponibles

Available sizes - Tamaños disponibles




# Product information

08/03/2017

**SETASKRIB+**  
TISSUS CLAIRS

**Markers for most light  
fabrics**



## Setaskrib+ Light Fabrics

**QUALITY:** 18 colours and 4 fluorescent. Brush tip to draw, write and facilitating the application of flat colours. Professional quality.

**SURFACES:** for application on most fabrics.

**SETTING:** 5 minutes on the reverse side of the fabric using an iron on cotton position. No steam.

**DRYING TIME:** air dry for 2 hours.

**WASHING THE DECORATED PIECE:** 48 hours after fixing, the colours are resistant to hand washing and machine wash up to 40°C (100°F).

**STORAGE:** Store flat away from cold and heat.

**WARNING:** Air travel can cause an excess of ink on the tip and cap. Carefully open the cap and, if necessary, clean the tip and cap before use.

## Setaskrib

A range of markers suitable for younger hands. Available in assorted boxes.

**QUALITY:**

- 1 assortment of 6 fine point markers (1mm)
- 1 assortment of 12 fine point markers (1mm)
- 1 assortment of 12 large point markers (2mm)

**SURFACES:** for application on most fabrics.

**SETTING:** 5 minutes on the reverse side of the fabric using an iron on cotton position. No steam.

**DRYING TIME:** air dry for 2 hours.

**WASHING THE DECORATED PIECE:** 48 hours after fixing, the colours are resistant to hand washing and machine wash up to 40°C (100°F).

**STORAGE:** Store flat away from cold and heat.

**WARNING:** Air travel can cause an excess of ink on the tip and cap. Carefully open the cap and, if necessary, clean the tip and cap before use.

### **Recommandations:**

*This information is submitted for information purposes only. It is always advisable to conduct preliminary tests on the selected surface before beginning the project.*

*It is always advisable to conduct preliminary tests on the selected media before starting a job.*

*For more information on the safety and handling conditions of these products, refer to the Safety Data Sheet available on our website:*

<http://en.pebeo.com/Pebeo/Safety-Data-Sheet>